



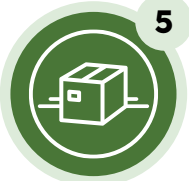


California Cannabis Track-and-Trace System

In January 2018, the California Cannabis Track-and-Trace (CCTT) system was launched using METRC software. CCTT uses unique identifiers (UIDs) for reporting the movement of cannabis and cannabis products through the licensed commercial cannabis distribution chain.

If you intend to hold a commercial cannabis business license, the following five steps must be taken to use the CCTT system:

Step	Description
 1 Submit an annual license application	Upon submission of an annual license application, the Department of Cannabis Control (DCC) will provide the applicant with a confirmation notice that will include instructions on how to register for the CCTT account manager new business system training.
 2 Register and complete CCTT account manager business system training	The designated account manager for your organization must register for the CCTT account manager new business system training. Once the required training has been completed and an annual license has been issued, the designated account manager will need to request to be credentialed into the CCTT system by emailing METRC Support at support@metrc.com . Important Note: All licensees are required to use the CCTT system. Applicants approved to receive a license will not be provided access to the CCTT system until the designated account manager has completed this required training.
 3 Request plant and/or package tags (UID tags)	After being credentialed to access the CCTT system, the designated account manager will use the CCTT system to request plant or package tags. METRC, the CCTT software provider, will provide and distribute tags. The cost of all tags is included in the annual license fees paid to the DCC.
 4 Document physical receipt of requested tags	Upon physical receipt of tags, the licensee must confirm receipt in the CCTT system. Tags must be documented as “received” before they can be assigned to cannabis or cannabis products in the CCTT system.
 5 Bring inventory into METRC	All plants and cannabis product must come into your inventory through a manifest in METRC from another DCC licensee. After you have accepted the incoming transfer manifests, your plants and product will be reflected in your METRC inventory. Following the requirements in regulations and the instructions provided through the CCTT account manager new business system training, begin using tags as necessary.

If you have any questions or need additional information regarding the process for accessing the CCTT system, please call the CCTT METRC Help Desk toll free at 1-877-566-6506 or send an email to support@metrc.com. You can also contact the DCC team if you have any questions about the track and trace regulations by sending an email to trackandtrace@cannabis.ca.gov